

Financial Highlights

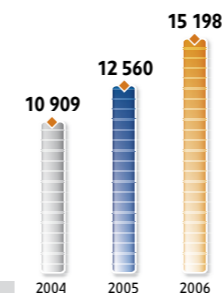
Selected Financials

	2004	2005	2006
Sales Revenue [PLN m]	10 909	12 560	15 198
EBIT	1 326	1 398	1 465
EBITDA	2 856	2 800	2 761
Net Profit	793	881	1 324
EPS [PLN]	0,16	0,17	0,22
DPS*	0,00	0,10	0,15
<small>* Dividend for 2003 paid in 2004 was below PLN 0.01 per share</small>			
Assets [PLN m]	28 420	30 364	30 740
Equity	17 747	20 768	21 208
Net debt	3 473	-742	-1 100

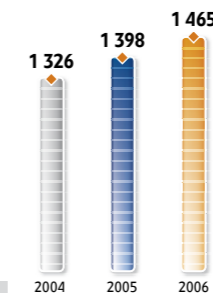
Ratios

	2004	2005	2006
Net profitability on sales	7.3%	7.0%	8.7%
ROE	4.5%	4.2%	6.2%
ROA	2.8%	2.9%	4.3%
Current ratio	0.7	2.3	2.6
Quick ratio	0.6	2.0	2.1
Debt to total liabilities	37.6%	31.6%	31.0%
Debt to equity	60.1%	46.2%	45.0%

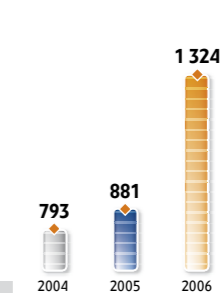
Sales revenue [PLN m]



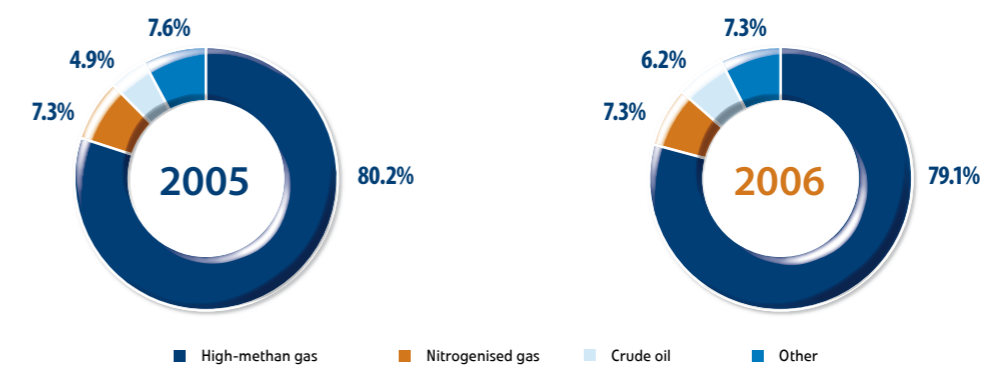
EBIT [PLN m]



Net Profit [PLN m]



Sales breakdown



Market cap
at the end
of 2006

21.2
PLN bn

Highest share
price in 2006

4.13
PLN